

# FERRITE CORE | EI-Core

磁芯品名规则说明 (例)

SMP40 EI25 - Z 或 A125

材质 磁芯形状 AL 值 (Z: 无气隙 A125:AL 值为125nH/N<sup>2</sup>)

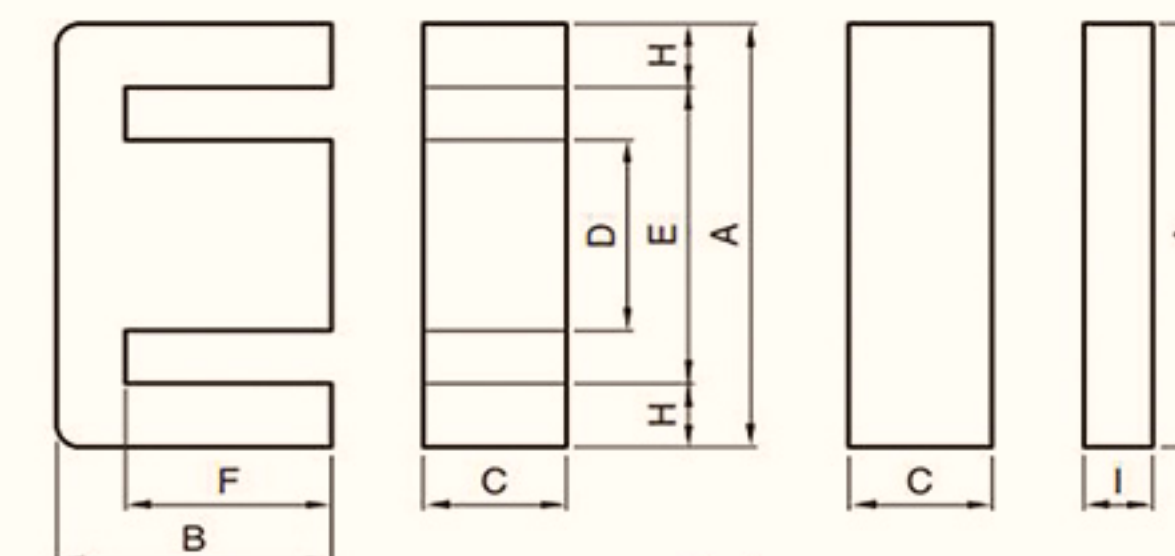



Fig.1

NO.	品名		形状图	尺寸规格 (Unit: mm)							磁芯常数 Cl (mm <sup>-1</sup> )	实效截面面积 Ae (mm <sup>2</sup> )	最小实效截面面积 Aemin (mm <sup>2</sup> )	实效磁路长度 Le (mm)	实效体积 Ve (mm <sup>3</sup> )	重量 Weight (g)	电气特性		IEC 63093-8:2018 参考名称	
	磁芯形状	材质		A	B	C	D	E	F	I							Al-value(nH/N <sup>2</sup> ) ※1kHz,0.5mA	无气隙		带气隙
	图示																			
1	EI25	SMP40	Fig.1	12.4±0.3	7.4±0.1	4.85±0.15	2.4±0.1	8.8min	5.1±0.1	1.5±0.1	1.480	14.40	11.60	21.30	308	1.9	1150±25%	63±7%		
		SMP47															1200±25%	100±10%		
		SMP95															1400±25%			
2	EI16	SMP40	Fig.1	16.0±0.3	12.2±0.2	4.8±0.2	4.0±0.2	11.6min	10.2±0.2	2.0±0.2	1.750	19.80	19.20	34.60	685	3.3	1100±25%	80±7%		
		SMP47															1150±25%	160±10%		
		SMP95															1350±25%			
3	EI19	SMP40	Fig.1	20.0±0.3	13.55±0.25	5.0±0.2	4.55±0.15	14.3min	11.15±0.15	2.3±0.1	1.650	24.00	22.80	39.60	950	5.1	1300±25%	80±7%		
		SMP47															1400±25%	160±10%		
		SMP95															1550±25%			
4	EI22/19	SMP40	Fig.1	22.0±0.4	14.7±0.2	5.75±0.25	5.75±0.25	15.75min	10.7±0.2	4.0±0.2	1.130	37.00	33.100	41.80	1550	8.5	1900±25%	125±7%		
		SMP47															2000±25%	250±10%		
		SMP95															2400±25%			
5	EI25	SMP40	Fig.1	25.3±0.5	15.55±0.25	6.75±0.25	6.5±0.3	19.0 min	12.35±0.25	2.7±0.2	1.150	41.00	39.800	47.00	1930	9.8	1960±25%	125±7%		
		SMP47															2100±25%	250±10%		
		SMP95															2550±25%			
6	EI26	SMP40	Fig.1	28.0±0.5	16.75±0.25	10.8±0.2	7.2±0.3	18.6min	12.25±0.25	3.5±0.3	1.500	66.00	76.300	48.20	4150	22	3900±25%	200±5%		
		SMP47															4150±25%	400±7%		
		SMP95															5100±25%			

# FERRITE CORE | EI-Core

磁芯品名规则说明 (例)

SMP40 EI25 - Z 或 A125

材质      磁芯形状      AL 值 (Z: 无气隙 A125: AL 值为125nH/N<sup>2</sup>)

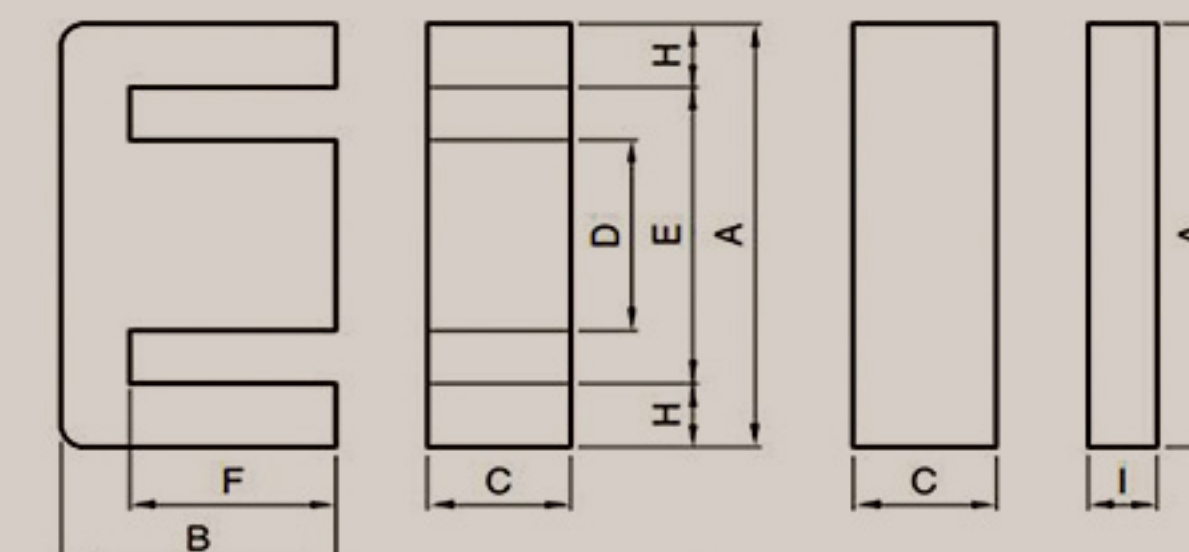


Fig.1

NO.	磁芯形状	材质	图示	尺寸规格 (Unit: mm)							磁芯常数 C1 (mm <sup>-1</sup> )	等效截面 Ae (mm <sup>2</sup> )	最小等效截面 Aemin (mm <sup>2</sup> )	等效磁路长度 Le (mm)	等效体积 Ve (mm <sup>3</sup> )	重量 Weight (g/Pr)	电气特性		IPC 63093- 8:2018 参考名称
				A	B	C	D	E	F	I							Al-value(nH/N <sup>2</sup> )	带气隙	
				无气隙	带气隙														
7	EI30	SMP40	Fig.1	30.0±0.4	21.25±0.25	10.7±0.3	10.7±0.3	19.8min	16.25±0.25	5.5±0.2	0.522	111.00	107.00	58.00	6440	34	4500±25%	200±5%	
		SMP47															4690±25%	400±7%	
		SMP95															5900±25%		
8	EI35	SMP40	Fig.1	33.0±0.5	23.5±0.25	12.7±0.3	9.7±0.3	23.6min	19.25±0.25	5.0±0.3	0.567	119.00	113.000	67.50	8030	41	4200±25%	200±5%	
		SMP47															4400±25%	400±7%	
		SMP95															5600±25%		
9	EI35	SMP40	Fig.1	35.0±0.5	24.25±0.25	10.0±0.3	10.0±0.3	24.5min	18.15±0.25	4.6±0.3	0.664	100.00	100.000	67.00	6780	30	3600±25%	200±5%	
		SMP47															3800±25%	400±7%	
		SMP95															4800±25%		
10	EI40	SMP40	Fig.1	40.0±0.5	27.25±0.25	11.65±0.35	11.65±0.35	27.2min	20.25±0.25	7.5±0.3	0.520	148.00	135.700	77.00	11400	60	4680±25%	200±5%	
		SMP47															4860±25%	400±7%	
		SMP95															6200±25%		
11	EI50	SMP40	Fig.1	50.0±0.7	33.5±0.35	14.6±0.4	14.6±0.4	34.0min	24.75±0.25	9.0±0.3	0.409	230.00	213.000	94.00	21620	115	6100±25%	250±5%	
		SMP47															6500±25%	500±7%	
		SMP95															8200±25%		
12	EI60	SMP40	Fig.1	60.0±0.8	35.6±0.35	15.6±0.4	15.6±0.4	44.0min	27.85±0.35	8.5±0.3	0.441	247.00	240.00	109.00	26900	139	5670±25%	250±5%	
		SMP47															6100±25%	500±7%	
		SMP95															7800±25%		