龍磁金属 SINOMAG METAL

FERRITE CORE | ET、FT-Core

磁芯名称规则说明（例）

SMH72 ET24X4

材质　　磁芯型状



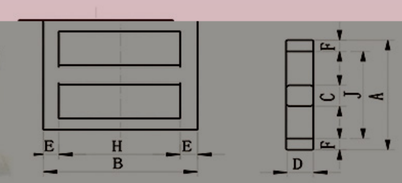

Fig.1

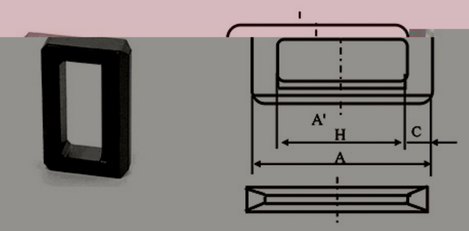

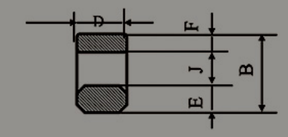

Fig. 2

品名	磁芯型状	材质	图示	尺寸规格(Unit：mm) A	B	C	D	E	F	H	J	实效截面 Ae (mm²)	实效磁路长度 le (mm)	实效体积 Ve (mm³)	电气特性 ※AL 1kHz，0.5mA Air-value (nH/N2)	※Z 500kHz，0.5mA，IEC 63093-8:2018 Z值 (Ω min)	参考名称
1	ET20X4.4	SMH72	Fig.1	20.1±0.4	20.1±0.4	4.0±0.2	4.4±0.2	2.0±0.15	2.0±0.15	15.7	15.7	17.60	50.60	891	3300±30%	400	
		SMH10													4370±30%	650	
2	ET24X4	SMH52	Fig.1	24.2±0.5	24.2±0.5	4.0±0.2	4.0±0.3	2.4±0.15	2.4±0.15	19	19	17.80	61.00	1086	2000±30%	400	
		SMH72													2800±30%	400	
		SMH10													3800±30%	400	
3	ET28X5	SMH52	Fig.1	28.45±0.55	28.45±0.55	5.0±0.2	5.0±0.3	2.9±0.15	2.9±.015	22.2	22.2	27.40	71.40	1956	2700±30%	780	
		SMH72													3600±30%	780	
		SMH10													4800±30%	700	
4	ET35X7.5	SMH72	Fig.1	35.3±0.6	35.3±0.6	7.5±0.3	7.5±0.3	4.0±0.2	4.0±0.2	26.8	26.8	58.60	86.70	5082	6500±30%	1000	
5	FT20.6	SMH72	Fig.2	20.6±0.3	14.10±0.25	2.30±0.15	4.6±0.2	4.2±0.2	2.40±0.15	15.7	7.35	12.10	52.90	640	2200±30%	450	
		SMH10													2690±30%	450	
6	FT25.6	SMH72	Fig.2	25.6±0.4	17.6±0.3	5.20±0.20	5.20±0.25	3.40±0.15	5.20±0.20	19.5	8.7				2500±30%	400	
		SMH10													3100±30%	400	
7	FT30	SMH72	Fig.2	30.0±0.4	19.8±0.3	3.55±0.15	6.40±0.25	6.40±0.15	4.20±0.15	22.6	8.9				3350±30%	780	
		SMH10													4200±30%	845	