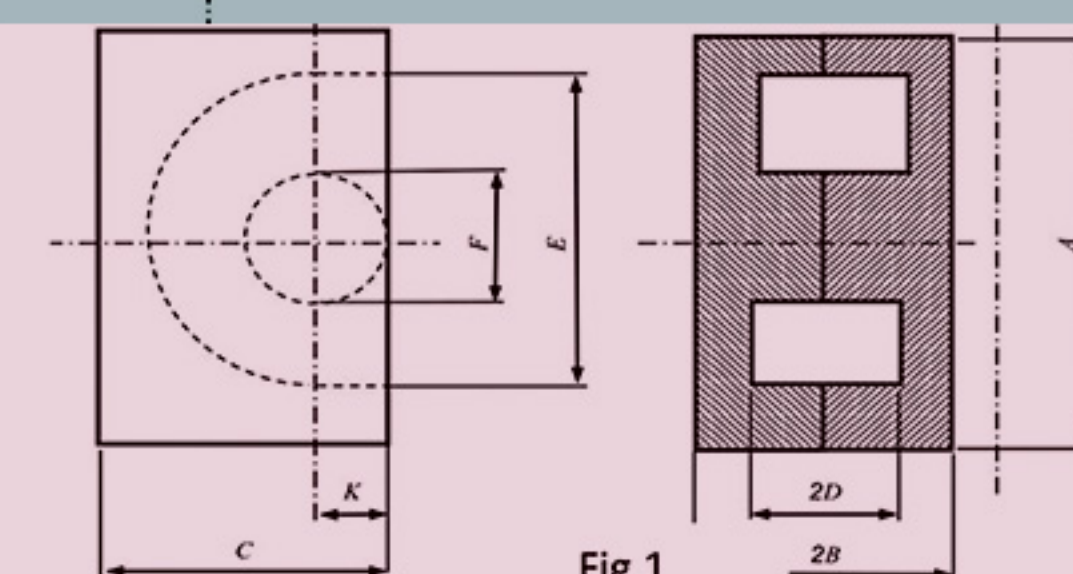

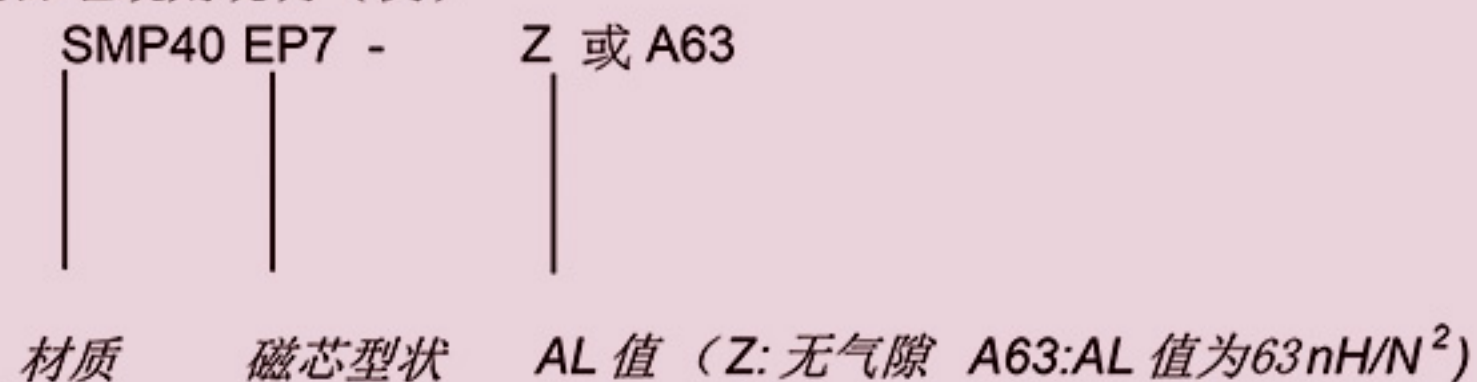


FERRITE CORE EP-Core

磁芯品名规则说明 (例)



NO.	品名		形状 图示	尺寸规格 (Unit: mm)							磁芯 常数 C1 (mm ⁻¹)	等效截面 面积 Ae (mm ²)	最小等效截 面面积 Aemin (mm ²)	等效磁路 长度 Le (mm)	等效 体积 Ve (mm ³)	重量 Weight (g/Pr)	电气特性		IEC 63093- 8:2018 参考名称
	磁芯形状	材质		A	C	K	E	F	2B	2D							Al-value (nH/N ²)		
																	无气隙	带气隙	
1	EP5	SMP40	Fig.1	6.0±0.15	3.8±0.1	1.0Max	4.40±0.15	1.7±0.1	5.6±0.1	4.0±0.2	3.255	3.01	2.27	9.81	29.6	0.5	310min	EP5	
		SMP47															310min		
		SMP95															360min		
2	EP7	SMP40	Fig.1	9.2±0.2	6.35±0.15	1.8Max	7.4±0.2	3.3±0.1	7.4±0.1	5.2±0.2	1.480	10.70	8.55	15.80	168	1.4	830min	EP7	
		SMP47															63±3%		
		SMP95															100±4%		
3	EP10	SMP40	Fig.1	11.5±0.3	7.5±0.2	1.45Max	9.4±0.2	3.5±0.15	10.2±0.2	7.4±0.2	1.726	11.30	8.55	19.60	222	2.8	800min	EP10	
		SMP47															63±3%		
		SMP95															100±4%		
4	EP13	SMP40	Fig.1	12.5±0.3	8.8±0.2	2.5Max	10.0±0.3	4.35±0.15	12.85±0.15	9.2±0.2	1.264	19.50	14.90	24.70	481	5.1	1380±25%	EP13	
		SMP47															1170min		
		SMP95															1170min		
5	EP17	SMP40	Fig.1	18.0±0.4	11.00±0.25	3.45Max	12.0±0.4	5.65±0.2	16.0±0.2	11.0±0.2	1.085	23.00	17.5±1.0	22.0±1.0	395	7.0	1840min	EP17	
		SMP47															100±5%		
		SMP95															250±7%		
6	EP20	SMP40	Fig.1	24.0±0.5	14.95±0.35	4.7Max	16.5±0.4	8.75±0.25	21.4±0.2	14.3±0.3	0.518	78.50	60.100	40.70	3190	28	2900±25%	EP20	
		SMP47															3200min		
		SMP95															3200min		
7	EP30	SMP40	Fig.1	31.0±0.5	25.0±0.7	7.8Max	24.0±0.4	11.0±0.4	29.0±0.2	16.5±0.4	0.355	178.00	128.000	62.50	1120	70	5200min	EP30	
		SMP47															100±5%		
		SMP95															9400±25%		